

# VALUE Project Choice Board

**Instructions:** pick one of the options presented below and complete by the due date given in class. Remember it's all about *your* level of skill, creativity, craftsmanship and effort that are the Keys to Success. Check class website for other requirements.

1.

Create a simple Landscape focusing on only value.


<https://be-creative-mary.com/2015/03/13/the-value-in-a-painting/>



2.


Create a 3D Paper Cutout Collogue

<https://www.pinterest.com/pin/618259855081163800/>



3.

Create a 3D mono-chromatic paper sculpture. Then experiment with different ways of lighting it to create a series of 5 photographs. Each one should look different but be of the same sculpture




4.

Create a realistic drawing using light colors on a dark background




5.

Free topic just create something that features Value!




6.

Experiment with 6 different ways of creating values using ink by creating tonal and gradient charts




7.

Set up a Value focused Still Life and draw or paint it. Set up a group of light tone, mid-tone, and dark-tone objects. Bonus points for including something with stripes and/or transparent.



8.

Draw a set of small object by extremely zooming in on it- goal is hyper realism. Fill the page/canvas you're working on and objects should run-off at least 2 edges, 4 is better.



9.

Make something out of found objects focusing on value (Image below is made from Styrofoam cups)

