

Welcome to Ms. Schmit's Wonderful World of Art & Design

NWSA Rm. F100

elizabetha.schmit@cms.k12.nc.us

UniverseOfCreativity.net



What to Expect in This full year class is filled with project and activities that will boost your critical thinking habits, improve your visual language, grow your creativity even further, and take your art making skills to the next level. We will focus our exploration of the world of art through the *8 Studio Hobbits of Mind*.

A Nutshell

Be ready to read, write, and make art every day! All classes will...

- Generate artist work using a variety of tools and skills
- Build skills essential for being career and college ready.
- Create artistic ideas and works with social, cultural, and historical context to deepen your understanding and connections to the world around you.
- Describe, analyze, interpret, reflect on, and evaluate personal and peer work.
- Develop and maintain a physical and digital portfolio of all work
- Synthesize related knowledge and personal experience to make art

Class Assignments:

All work (including unfinished work) turned in on time can be finished later, reworked, and resubmit for grading.

Studio Projects - Project Checks - Daily Work and Warm-up's
Critiques - Project Plan of Actions (Pre-Planning)
Digital Portfolio - Gallery Project - Research Notes

Late work policy *work can be turned in up to 1 week after due date posted in PowerSchool for full credit, after that it's Late but can still be turned in for 1/2 credit*

Last day for Late/Re-grade work: 2 days before end of quarter

Mrs. Schmit's Class Schedule

| | |
|--------------------------|---------------------|
| A1 - Sculpture IPA AP-3D | B1 - Art Majors 8th |
| A2 - Intro to Studio | B2 - Ceramics IPA |
| A3 - Planning/Prep | B3 - Ceramics B |
| A4 - Art Majors 6th | B4 - Planning/Prep |

Please contact me with any questions or concerns as they come up. **Email is the best way to reach me** since I bounce between 2 rooms daily and frequently have meetings during my planning. I do my best to check it at least once a day and will reply as soon as I read it.



Class Fees

Online or Cash Only

<https://www.nwsavab.com/class-fees>

Please put student's name in memo

6th and 8th Art 2D: \$15
Ceramics Fee: \$45
Sculpture Fee: \$45
Intro to Studio Art: \$20

Stuff Needed Everyday

Pencil, Pen, Sketch book (9x12), Note paper, and Folder/Binder

Class Rules

1. **Mutual Respect**, includes everyone and everything
2. **Show Up!** both mentally and physically
3. **Do YOUR best!** It's all based on *your* personal progress

Grades

Updated and posted weekly on PowerSchool. Check assignment descriptions in PowerSchool and class website for more specific descriptions of assignments and grading rubrics. Late/regrade work will be entered with next round of grading

Evaluation: The Keys To Success

These are the principles that guide how work is evaluated

1. **Skill:** describes the ability level of specific tasks.
2. **Craftsmanship:** describes the overall quality of your work
3. **Creativity:** describes the level of uniqueness of your approach to the topics and requirements presented to you.
4. **Effort:** describes how your artwork reflects the level *time, energy, and thoughtfulness* put into it..

Class PED Policy

No devices 1st 10 min or during demo's.

CMS policy = No Phones. During main work time you may use them for research and music. Basically don't be rude or let it distract you or interrupt others. Yes, this is your warning.

Your Grade


Part 1: Formal Grades

65-70% overall grade

Art Projects, Assignments, & Exams

Grade Scale

- A.....97%-100%
- A.....93%-96%
- A-.....90%-92%
- B+.....88%-89%
- B83%-88%
- B-.....80%-82%
- C+.....78%-79%
- C73%-78%
- C-.....70%-72%
- D+.....68%-69%
- D63%-68%
- D-.....60%-62%
- F.....51%-59%
- Incomplete. or Late
50% or lower



Late-work: All assignments and projects may be turned in 1 week after due dates for full credit. After that they are late but may still receive half credit.

Assignments & Art Projects: all work is given in class. Students will have plenty of time to complete work at school but may take things home to put in some extra effort or make up for missed class time. These scores reflect not just if you met the requirements but the quality of the work as well.

Homework: The Gallery Project only work students will be required to do at home (handout with instructions on last page). It usually takes about 1-2 hours total to complete and will need to complete 2 by end of the year. Otherwise the only homework will be to make up work on missed when absent, to put in extra time on projects if desired, or for looking up source images for projects.

Exams: There are lots of ways to demonstrate your level of understanding of things we learn in this class and exams are one of them. Remember it's really just a way to show off what you've learned and see where you have some areas to grow. Remember you can always retake if desired as well.

Improving Grades: Do your best to keep up however unfinished work can be turned in on time for a lower grade. As long as the assignment was not late you are welcome to improve a score on anything (including exams)

Last Call for Work: 2 days before the end of each quarter for all classes. I need time to grade, enter scores, and make sure everything is accurate before they are posted.

NOTE: If you end up with more points to make up than time please let me know asap! I understand life can get crazy and am willing to work with you on coming up with some alternative solutions; However, don't be like Calvin and wait till last week of quarter to try and fix your grade.

Grading System in a Nut Shell

| Keys to Success | Excellent | Proficient | Progressing | Poor |
|--|--|--|---|---|
| These concepts are used to evaluate your work. Going above and beyond what is "required" is the path to success. | A / 90-100% √+ 18-20pt | B / 80-89% √ 16-17pts | C / 70-79% √- 14-15pts | D / 60-69% √-- 12-13 |
| Skill A task. There are different levels for all skills. Just because you do it once doesn't necessarily mean you've "mastered" it. Everyone <i>always</i> has room to grow. | high level of understanding you get it | moderate level of understanding you mostly get it | low level of understanding you're close to getting it | Skill missing or not demonstrated enough- can't tell if you get it or not |
| Craftsmanship How well something is generally made and/or put together. Always protect work from anything that may damage your work and apply appropriate finishing skills | High Quality Well made excellent finishing techniques | Good Quality some minor problems mainly just need practices for improvement | Needs Improvement a little messy Slowing down and taking your time will help improve fastest | Needs lots of improvement very messy Need to put more effort into taking your time. |
| Creativity How unique /original your idea is compared to others | Unique personal approach to requirements | Blended examples or similar to other work in the class, but tried to make it your own new idea | Similar to Examples but did a little something to make it your own | Copied little, if any, attempt at an new idea. |
| Effort Evidence of time, energy, and focus put into your work. | Great lots of evidence and is reflected in all keys | Good need to tweak habits a little slow down /speed up | Not horrible but not Ok Need to tweak habits a lot- fixing this this will help improve all keys. | Minimal Very Little evidence. Major changes need to work habits |

"F" work- if you receive 50% on an assignment it was turned in unfinished, late, or both. All "O's" = you haven't turn it in. If you need me to correct a score, you just need to show me the assignment with the score on it.

Your Grade

Part 2: Informal Grading

30-35% of you overall grade

Daily Work and Progress Checks

Daily Work Points: Everyone starts every day with 20 points. How you keep or lose those points are listed below. Please note: **If you are absent** (not present in class for any reason) **there are ways to make up those points** There are ways you can earn some points at outside of school when you are absent or would like to make up points— just see me for more specifics. Up to 10 "0"s for absences will be excused at end of quarter if all work is made up; however after 10 you will have to make up seat time during open studio. Students are always welcome to attend Open Studio every Thursday 4:30-5:30.

Warm-ups: counted as 5 pts of Daily Work Pts. The purpose for the warm-up varies day to day but its always about practicing and developing fundamental art skills that revolve around *reacting* rather than "thinking". Some days may focus on brainstorming for a project, others observational drawing skills, even just the act of reacting to something weird and out of the normal helps to push your creativity skills in to places they're not use to going. All of it comes down to how your effort is reflected in the quality of the ideas on the paper, more so than "good drawings".

Progress Checks: For really big projects that go for a couple of weeks or more we'll do a progress check on your work. Just like in a video game— it helps you stay on track but also you either make it or your don't. All you need to do is make sure you've at least met the minimum requirements for the check. The goal for these points is to help give us a better idea of how effectively you are using class time. If you're getting behind we can come up with some creative ways to help you get back on track. If you stick with that plan then you can earn 1/2 of the points back.

Things that Bring Great Joy...

- Showing up on time ready to work.
- Using worktime wisely
- Being pro-active about everything!
- Positive attitude
- Having positive art-self-esteem
- Demonstrating high level of integrity
- Having materials here ready to work
- Working on Warm-up for entire time
- Using materials and equipment appropriately
- Going above and beyond requirements.
- Always striving for your absolute best especially on the days you think you can't.





Things that Bring Great Sorrow...

- Creativity avoiding work (ex: spending more time preparing to work rather than actually working)
- Asking "what are we doing today" or "did I miss anything"
- Stopping any task early
- Complaining and negative/judgmental attitude
- Giving unconstructive and/or rude feedback
- Asking questions when the answers were just given.
- Using Personal Electronic Devices inappropriately
- Rushing project as last second and ruining it— it's better to turn it in unfinished— you can always finishing later.
- Basically anything that distracts you from completing your work to the best of your ability.



Attendance

When Absent talk to neighbors and check blog. Being in class is vital for your success; however I know life happens. It is your responsibility to find out as well as make up work—before coming to me. If you're absent more than 10 days (even if they are excused) you will need to make up seat time according to North Carolina law; otherwise you will receive an "FF" even if you have 100% in everything in the class. If you fall into this category talk to me and we can usually work something out. **Yes, you will always miss something when absent! Always plan on making up time missed on warm-ups, projects, and any other classwork.**



Class Descriptions and Learning Goals

All art classes are filled with projects and activities that will boost your expand your relationship to the world around you, critical thinking skills, develop your creativity and visual communication skills though writing, discussing, and of course by making personally meaningful art. The vital areas we will delve into to help expand our understanding of the world around, explore historical and cultural influences, and develop of constructive

Art Majors 6th Grade

Prerequisites: open mind and a willingness to try something new

Developing a strong foundational understanding of fundamental art making techniques and how they relate to the Elements of Art and the design process. Main expectation for work is focused on individual improvement– level of effort will go a long way.

Art Majors 8th Grade

Prerequisites: open mind and a willingness to try something new

Take your strong foundational understanding of fundamental art making techniques and how they relate to the Elements of Art, with a stronger emphasis on Principles of Design and the design process. Main expectation for work is focused on individual improvement– level of effort will go a long way.

Beginning Ceramics and Intro to Studio Art

Prerequisites: open mind and a willingness to try something new

Developing a strong foundational understanding of fundamental ceramic techniques and how they relate to the Elements of Art and the design process. Main expectation for work is focused on individual improvement– effort will go a long way. Students will maintain and artistic journal and a ceramic portfolio.

Ceramics Main Skill focus: Hand building only; Intro: a little of everything

Intermediate Ceramics:

Prerequisites: demonstrate proficiency in BC (B– or higher)

Continue to develop foundational Ceramics skills bringing them up to the next level as well as being more mindful of the Principles of Design. Expectations for overall quality of work are higher; however effort will still go a long way. Students will begin to take a more personal approach to their work while maintain and artistic journal and a ceramic portfolio

Main Skill focus: Hand building, Potter's wheel–making cylinders

Honors Proficient Ceramics:

Prerequisites: demonstrate proficiency in IC (B– or higher)

Continue to develop understanding by taking ideas from previous courses to the next level as well as delving more deeply into Creative Process. We will also incorporate a more concrete understanding of Art History and how artists' from our past affect our understanding of aesthetics and creation of art today. Expectations in general are higher; Effort will still be important, however the other key's need to make marked improvements as well.

Main Skill focus: Hand building, Potter's wheel–shaping cylinders

Honors Advanced Ceramics

Prerequisites: demonstrate proficiency in HPC(B– or higher)

Taking concepts from HPVA to next level of understanding with the intent of preparing students for the rigor of moving on to higher education after high school. Expectations, again, are higher; Effort will still be important, however the other key's need to make marked improvements as well.

Main Skill focus: Hand building, Potter's wheel–increasing size and making sets

Intermediate Sculpture:

Prerequisites: proficiency in B. Sculpture (B– or higher)

Continue to develop foundational Ceramics skills bringing them up to the next level as well as being more mindful of the Principles of Design. Expectations for overall quality of work are higher; however effort will still go a long way.

Honors Proficient Sculpture:

Prerequisites: proficiency in IS (B– or higher)

Continue to develop understanding by taking ideas from previous courses to the next level as well as delving more deeply into Creative Process. We will also incorporate a more concrete understanding of Art History and how artists' from our past affect our understanding of aesthetics and creation of art today. Expectations in general are higher; Effort will still be important, however the other key's need to make marked improvements as well.

Honors Advanced Sculpture

Prerequisites: proficiency in HPS (B– or higher)

Taking concepts from HPVA to next level of understanding with the intent of preparing students for the rigor of moving on to higher education after high school. Expectations, again, are higher; Effort will still be important, however the other key's need to make marked improvements as well.

AP Studio 3-D Art and Design

Prerequisites: proficiency in HPS (B– or higher)

See AP Packet for details– basic idea: you're demonstrating college level thinking, planning, and development of artwork that showcases your unique artistic voice.

Message on Reading, Writing, and other “non” Art skills in an Art Class...

Knowledge in the real world in not compartmentalized like it seems to be in more traditional school settings. Ceramics is high temperature inorganic chemistry. Cutting mats for presenting artwork in a gallery is Geometry. Writing an artist statement is required for admission for any college or professional art gallery– your portfolio of work will never just “speak for it's self”. All professional artist who are fully supporting themselves with their artwork spend significant amounts of time researching information and developing ideas, usually as much if not more than actually making artwork– and if it's not fun you're doing it wrong!

Preparing these skills takes time to develop and just when you think you've “mastered” them, some other deeper layer or alternate perspective is usually revealed.

So should anyone just make art for the simple task of making art? ABSOLUTELY! There's always a time and place for that and for many that is a great place for developing ideas for larger bodies of work.

The challenge is finding a balance between all of it. Life is always going to be throwing different things at you. Successful people are always adding refined their bag of tricks of the trade



I HAVE TO WRITE A PARAGRAPH ON WHAT I DID OVER THE SUMMER!
A WHOLE PARAGRAPH!!



Materials

WHY ARE CLASS FEES IMPORTANT?

Over all the class fee will cover the required supplies and tools needed for the art projects in class. There will be opportunities to purchase extra supplies and I will keep you posted as they come up. **Fees are due asap.** If you would like to sponsor and help another student with their fees let us know. The Visual Arts Booster also has scholarships for students who qualify- just apply!

Classroom Materials Wish List

These are things that help everyone in the class and are great if people can donate to help keep them refreshed throughout the year but are not required.

- ***Newspaper*** - need desperately!
- Disinfectant cleaning wipes (Tub-O-Towels work the best but all are welcomed gratefully!)
- Paper towels
- Hand Lotion (no-fragrance please)
- Old phone books
- Cereal boxes
- Magazines
- 1 quart plastic containers (washed yogurt or sour cream containers work great!)
- 1 inch Blue Masking tape
- Decorative Papers
- Glue sticks



Stuff You are Responsible for...

Pencil, Pen, Sketchbook (9x12), Note paper, and Folder/Binder

Occasionally something to protect clothing.

Art Supplies

Students will have access to classroom sets of the following supplies that are paid for with your art fees. If you would like to purchase your own set of supplies you are welcome to but make sure you label them!

- Prismacolor Colored Pencils (12-24 count sets)
- Black size O5 Prismacolor Premier Illustration Marker
 - all students will receive one pen to keep for themselves- after that they are welcome to purchase replacements from me, on their own or use another favorite fine, felt tip marker. (\$2.50 each)
- Graphite Pencils (#2, 4H, 6B)
- Gum Eraser (pink/white pearl)
- Kneading eraser
- Hand Sharpeners
- India Ink
- Crayola Colored markers
- Pen holder and nibs
- Sargent Watercolor Set
- Watercolor Brushes
- Acrylic Paints
- Art Brushes (watercolor, acrylic, ceramic/glazing)
- Charcoal (2B, 6B)
- White Chalk
- Oil Pastels
- Cutting tools (X-acto and box-cutters)
- 12X18in Cutting Mats
- Scissors
- Art Papers (newsprint, photocopy paper, construction paper, 90 lb drawing paper, 120 lb hot pressed watercolor paper, illustration board, gray and white Bristol paper.
- Rulers (plastic and metal)
- Cone 5 water based clay and glazes
- Clay tools: wooden/metal/rubber ribs, needle tool, small and large double ended ribbon tools, crescent/drill tool, potter's thumb/knife tool.
- Potter's wheel (Ceramics IPA only)
- Plastic tools (used for book/paper arts and Repousse)
- Metal tooling foil

NWSA Student Art Shows

All students are expected to participate in either the Middle or High School NWSA Student Art Show. For my classes all **students are expected to submit at least 2 pieces** (4 max) that meet the following criteria.

- At least 1 entry must have been made during class currently enrolled in. Other entries must relate to current section
- Artwork has to be made within 12 months of the Art Show opening date
- Artwork must be physically in classroom by deadlines given
 - Middle School: September 20th 4:30pm
 - High School
- Submission forms submitted on line and physical copy filled out, and mounted to artwork as well to make sure they are properly labeled once selected work is moved to the gallery.

Note: It is a juried show and space in the gallery is limited, however **every student will have at least one piece in art show**. Pieces not selected for art show may be picked up after the show opening.



Class Rules

1. **Respect** everyone and everything in the room.
2. **Show-Up!** Both physically and mentally. It's a sign of true character when we persevere on the days we'd rather be somewhere else.
3. **Do YOUR best!** Your progress is based on individual growth, also this is why it's important to do your own work.

Consequences: It's your choice

Follow rules = we do more fun stuff!

Break Rules = 3 strikes you're out

- 1: warning & conference with teacher
- 2: call home
- 3: office referral

Other notes-

- Depending on circumstances consequences may skip to referral or ISS and parents contacted the same day.
- **Throwing any supplies will result in immediate ISS and call to home.** This is an extreme violation of Rule 1. This is how most accidents and safety issues come up. Even if you are "throwing it in a garbage can". This is a community studio not a basketball court.

Important Dates

These are mostly tentative dates. They may change, more added, etc. Stay more up today by following the class blog (on the class website) and PowerSchool.

September

- 9-20 Festival in the Park (work due: 9-17)
- 9-27 Mid-terms
- 9-25 Middle School Art Show
 - Entries due: 9-20
 - Opening: 9-25
- 9-30 AP Students Verified

October

- 10-6 Portfolio Day (11th and 12th graders)
- 10-18 MICA visit (Mr. Wilson's room 9:30-11:00)
- 10-23rd Last day for 1st Quarter work
- 10-25th End of 1st Quarter
- Portfolios Due for High School Auditions (8th graders)

November

- Order

December

- 12-6 Mid-terms
- TBA Scholastics Art Competition

January

- 1-21rd Last day for 2nd Quarter work
- 1-23rd End of 2nd Quarter
- 1-31 AP Portfolio Check 1

February

- 2-28 Mid terms
- 2-21st AP Portfolio Check 2

March

- 3-20 AP Portfolio Check 3
- 3-24 Last day for 3rd Quarter work
- 3-26th End of 3rd Quarter

April

- 4-20 AP Portfolio Check 4 (Final)
- 4-23 AP Portfolio Submission Day
- High School Art Show
 - Entries deadline: 4-8 4:30pm
 - Gallery Opening 4-23 6-8pm
 - Show ends: 5-22
- AP Studio Art Exam Day: _____
 - Portfolios due Friday before.

May


- In general AP Exams first 2 weeks of may

June

- 6-5 Last day for 4th Quarter Work (NO EXCEPTIONS!)
- 6-9 End of 4th Quarter

The Keys to Success


NWSA Rm. F100 and B106 elizabetha.schmit@cms.k12.nc.us. Universe Of Creativity.net




Describes what you know, and what you can do.



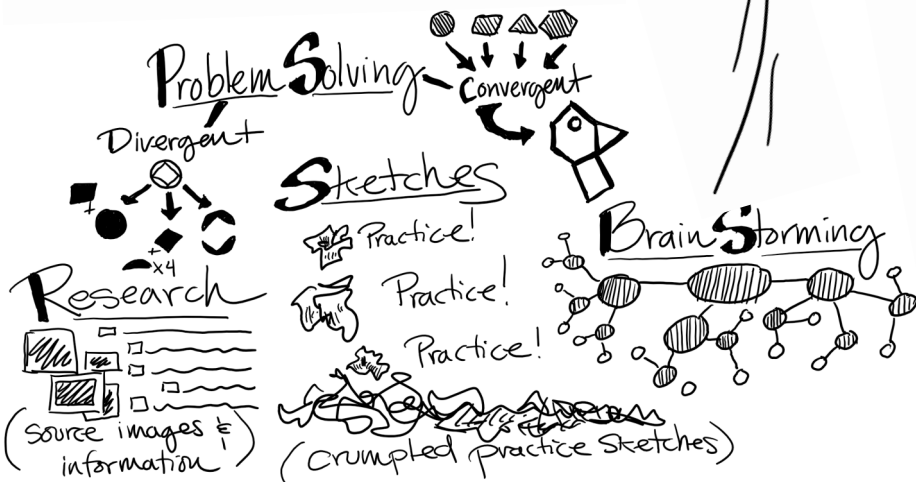
Describes Quality of work. Does it look like it was made with care? Does it look neat or messy?



The Keys To Success



Yes! It can be taught!



Time & Focus
This is the master key! It's the secret to really taking your work to the next level.

