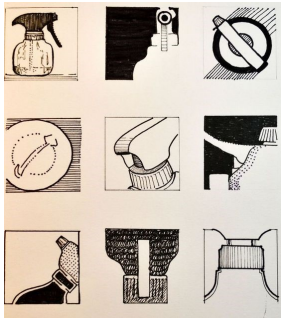


# SPACE Project Choice Board

**Instructions:** pick one of the options presented below and complete by the due date given in class. Remember it's all about *your* level of skill, creativity, craftsmanship and effort that are the Keys to Success. Check class website for other requirements.


1.

Create a series of simple drawings of an object focusing on exploring different ways of viewing it in space



2.

Create a linear perspective drawing (1, 2 or 3 point)  
[https://www.youtube.com/watch?v=Xn\\_0wEwZNEU](https://www.youtube.com/watch?v=Xn_0wEwZNEU)



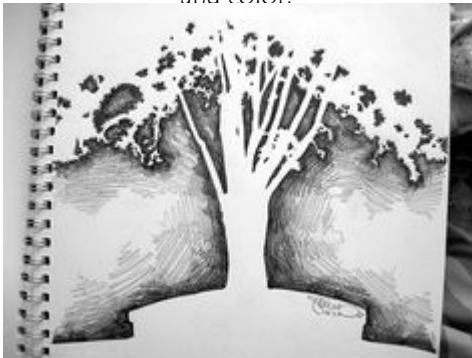
3.

Create a Notan Project  
[https://www.youtube.com/watch?v=vt\\_HZv0tNZk](https://www.youtube.com/watch?v=vt_HZv0tNZk)




4.

Create an observational Contour Silhouette Drawing and fill in only the negative space with patterns, drawings, and color.



5.

Free Choice



6.

Create your own Tesilation art can be 2-D or 3-D  
<https://www.youtube.com/watch?v=GtG4Jnbpomk>



7.

Create a work of art with an obvious focal point. Then experiment with opening and cropping the picture plane (aka, increasing and decreasing the negative space in the composition).



8.

Create a Realistic Drawing and incorporate the use of positive or negative shapes into it



9.

Create a Positive/Negative space project out of unusual materials

