


SHAPE

Project Choice Board

Instructions: pick one of the options presented below and complete by the due date given in class. Remember it's all about *your* level of skill, creativity, craftsmanship and effort that are the Keys to Success. Check class website for other requirements.

1.

Design a word to look like what it is describing



2.

Make your own Javaneese Shadow Puppets (google what they are for mor info about them-this also can count as a 3-D sculpture too;-))



3

Make 3-D paper masks by cutting shapes out of paper




4. Re-create a famous work of art by making it 3-D to show the different levels (aka fore-ground, middle-ground, back ground)
Example below: "The Great Wave"




5.

Free topic just create something that features Shape!



6.

Make a Paper Quilling project (just google it to find out more about what it is and how to make one)




7.

Create a Positive/Negative space art focusing only on shape! Can be done from observational drawing or an abstract composition



8. Create a Tessellation design (2D or 3D). Look up "how to" and also finding out more info about M.C. Escher will be helpful for this one.



9. Create a min house by cutting shapes out of paper or cardboard. (or build a gingerbread building)

