

Elements of Art  
2-D Design

# Texture

Name: \_\_\_\_\_

Date \_\_\_\_\_ Period \_\_\_\_\_

## 2. Meret Oppenheim

Time Period: \_\_\_\_\_

Name and define the Art Style she is most known for... \_\_\_\_\_

She also uses *Juxtaposition* of textures but how does she use it differently than Andy Goldsworthy?

---

---

---

---

---

---

---

---

## What is Texture?

Define *Texture* in your own words...

---

What is *Tactile Texture*? \_\_\_\_\_

---

What is *Implied Texture*? \_\_\_\_\_

---

How are *Tactile* and *Implied Textures* different? \_\_\_\_\_

---

Describe how art can have both *Implied* and *Tactile Texture* at the same time: \_\_\_\_\_

---

---

## Adding Context

How artists use *texture* to influence their audience and more effectively communicate their visual message....

### 1. Andy Goldsworthy

Time Period \_\_\_\_\_

Art Style \_\_\_\_\_

Primary Medium \_\_\_\_\_

*How and why does he use Juxtaposition in most of his art?*

---

---

---

---

---

---

---

---

## Texture Rubbings

Collect textures from a variety of surfaces using the "rubbing" method. Place the paper on a textured surface (smooth doesn't count); then rub a pencil across the surface to reveal it on the paper. Remember to label where the texture came from, use all space, and use good craftsmanship.

Texture 2 \_\_\_\_\_

Texture 3 \_\_\_\_\_

Texture 1 \_\_\_\_\_

Creatively fill this page and the next with 20 different kinds of Tactile Texture descriptions using your best hand- lettering skills...

Elements of Art  
2-D Design

# Line

Name: \_\_\_\_\_

Date \_\_\_\_\_ Period \_\_\_\_\_

## 2. Vincent Van Gough

Time Period \_\_\_\_\_

Art Style \_\_\_\_\_

Primary Medium \_\_\_\_\_

How is line used in "Starry Night"?

## 3. Alexander Calder

Time Period \_\_\_\_\_

Art Style \_\_\_\_\_

Kinetic Art \_\_\_\_\_

He invented the \_\_\_\_\_

How does he use line in "Untitled,"

1976" displayed @ the NGA?

\_\_\_\_\_  
\_\_\_\_\_  
\_\_\_\_\_

\_\_\_\_\_  
\_\_\_\_\_

\_\_\_\_\_  
\_\_\_\_\_

\_\_\_\_\_  
\_\_\_\_\_

\_\_\_\_\_  
\_\_\_\_\_

\_\_\_\_\_  
\_\_\_\_\_

\_\_\_\_\_  
\_\_\_\_\_

\_\_\_\_\_  
\_\_\_\_\_

\_\_\_\_\_  
\_\_\_\_\_

\_\_\_\_\_  
\_\_\_\_\_

\_\_\_\_\_  
\_\_\_\_\_

\_\_\_\_\_  
\_\_\_\_\_

\_\_\_\_\_  
\_\_\_\_\_

\_\_\_\_\_  
\_\_\_\_\_

## What is Line?

Define **Line** in your own words...

Who said "A line is a dot that went for a walk" \_\_\_\_\_

What is **Literal Line**? \_\_\_\_\_

What is **Implied Line**? \_\_\_\_\_

How are **Literal** and **Implied Lines** different? \_\_\_\_\_

\_\_\_\_\_

\_\_\_\_\_

\_\_\_\_\_

\_\_\_\_\_

## Adding Context

How artists use **line** to influence

their audience and more effectively

communicate their visual message...

## 1. Jomon Pottery

Time Period \_\_\_\_\_

Primary Medium \_\_\_\_\_

What is Symbolism? \_\_\_\_\_

\_\_\_\_\_

\_\_\_\_\_

\_\_\_\_\_

\_\_\_\_\_

\_\_\_\_\_

\_\_\_\_\_

\_\_\_\_\_

\_\_\_\_\_

\_\_\_\_\_

## Literally Implied Lines

Use this page & the next to create a

design incorporating text – however the

words can only be written using implied

lines. Here are some directions to help...

Step 1: use a pencil and light pressure, fill this page

and next page with different kinds of literal lines.

Step 2: use an eraser to write across the two pages.

Step 3: go back over Literal lines and add more if

needed to help define the edge of your lettering.


Diagonal	Perpendicular
Skinny	Thick
Swirly	Thick-to-Thin

## Literal Lines

Fill each box with a **Pattern** using that type of line; then list what emotions or objects they could represent. Looking for high level of Craftsmanship and effort.

Zig-Zag

Wavy



Vertical

Horizontal



## 2. Andy Goldsworthy

Time Period: \_\_\_\_\_  
How does he use *physical space* in his art and how does it relate to his visual message? \_\_\_\_\_  
\_\_\_\_\_  
\_\_\_\_\_

A *Series of Work* is: \_\_\_\_\_  
\_\_\_\_\_  
\_\_\_\_\_

Explain how he also use *repetition* of shapes in his work as a whole \_\_\_\_\_  
\_\_\_\_\_  
\_\_\_\_\_  
\_\_\_\_\_  
\_\_\_\_\_

### Elements of Art 2-D Design

# Shape

Name: \_\_\_\_\_

Date \_\_\_\_\_ Period \_\_\_\_\_

\_\_\_\_\_  
\_\_\_\_\_  
\_\_\_\_\_  
How does he use *Shapes* in his art? \_\_\_\_\_  
\_\_\_\_\_  
What invention made the art world revealate the purpose of art? \_\_\_\_\_  
\_\_\_\_\_  
Primary Medium \_\_\_\_\_  
\_\_\_\_\_  
Art Style \_\_\_\_\_  
\_\_\_\_\_  
Time Period \_\_\_\_\_

**Adding Context**  
How artists use *Shape* to influence their audience and more effectively communicate their visual message...  
**1. Pablo Picasso**  
\_\_\_\_\_  
\_\_\_\_\_  
\_\_\_\_\_  
\_\_\_\_\_  
\_\_\_\_\_

## What is Shape?

Define *Shape* in your own words...  
\_\_\_\_\_  
\_\_\_\_\_  
\_\_\_\_\_

How do you use *Shapes* in other classes? \_\_\_\_\_  
\_\_\_\_\_  
\_\_\_\_\_  
\_\_\_\_\_

Creatively list the 4 ways to generally describe shapes in art...  
\_\_\_\_\_  
\_\_\_\_\_  
\_\_\_\_\_



Describe and label the images created in the positive/negative shapes below....  
A *Silhouette* is \_\_\_\_\_  
\_\_\_\_\_  
*Negative Shapes* are \_\_\_\_\_  
\_\_\_\_\_  
*Positive shape* is \_\_\_\_\_  
\_\_\_\_\_  
A *Contour Line* is \_\_\_\_\_  
**Positive/Negative**

## Geometric

In your own words *Geometric Shapes* in your own words...  
\_\_\_\_\_  
\_\_\_\_\_  
\_\_\_\_\_

Create a design using all space below & only Geometric shapes. Bonus Points for *Strong Composition*....  
\_\_\_\_\_  
\_\_\_\_\_  
\_\_\_\_\_

## Organic

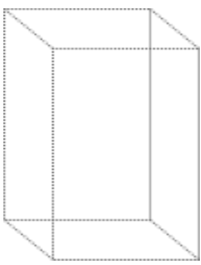
In your own words *Organic Shapes* in your own words...  
\_\_\_\_\_  
\_\_\_\_\_  
\_\_\_\_\_

Create a design using all space below & only Organic shapes. Bonus Points for *Strong Composition*....  
\_\_\_\_\_  
\_\_\_\_\_  
\_\_\_\_\_

**Open/Closed**  
What are Open and Closed Shapes?  
\_\_\_\_\_  
\_\_\_\_\_  
\_\_\_\_\_  
\_\_\_\_\_  
\_\_\_\_\_  
Create a composition with a combination of open and closed shapes. In the space below...  
\_\_\_\_\_

Elements of Art  
2-D Design

# Form



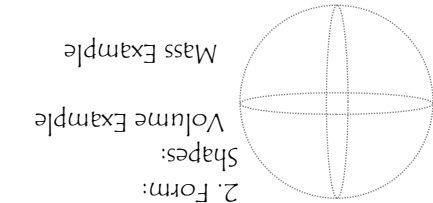
5. Form:  
Shapes:  
Volume Example  
Mass Example



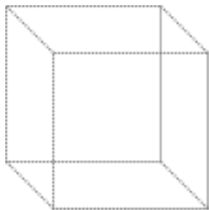
4. Form:  
Shapes:  
Volume Example  
Mass Example



3. Form:  
Shapes:  
Volume Example  
Mass Example



2. Form:  
Shapes:  
Volume Example  
Mass Example



1. Form: cube  
Shapes: 6 squares  
Volume Example  
cardboard box  
Mass Example  
stack of books

**Form-up Some Shapes**  
Turn the 3-D shapes into objects.  
**Part 1: Name the form.** list 2-D shapes it's made from, an example of an object that emphasizes volume and mass.  
**Part 2: Draw one of the examples over**  
**basic form.**

## What is Form?

Define **Form** in your own words...

---

---

---

---

### Implied or Fo' Real

There are 2 main ways to express *Form* in Artwork: Implied & Real.

1. Define **Real Form**: \_\_\_\_\_

---

---

2. Define **Implied Form**: \_\_\_\_\_

---

---

List art styles that feature Implied Forms: \_\_\_\_\_

---

Name: \_\_\_\_\_

Date \_\_\_\_\_ Period \_\_\_\_\_

**Adding Clarification**  
What is the difference between **Realistic** and **Abstract** Forms: \_\_\_\_\_

What is the difference between **Abstract** forms and **Non-objective** Forms: \_\_\_\_\_

What is the difference between **2-D** and **3D objects**? \_\_\_\_\_

---

---

---

---

---

---

---

---

## Describing Form

List, define, and draw examples of the 3 ways to describe a form.

Bonus points for creative designs

1. \_\_\_\_\_: \_\_\_\_\_

---

---

---

---

2. \_\_\_\_\_: \_\_\_\_\_

---

---

---

---

3. \_\_\_\_\_: \_\_\_\_\_

---

---

---

---

**Shaping up Forms**  
There are 7 ways to describe the shape a form presents. List and describe each one...

1. \_\_\_\_\_: \_\_\_\_\_

2. \_\_\_\_\_: \_\_\_\_\_

3. \_\_\_\_\_: \_\_\_\_\_

4. \_\_\_\_\_: \_\_\_\_\_

5. \_\_\_\_\_: \_\_\_\_\_

6. \_\_\_\_\_: \_\_\_\_\_

7. \_\_\_\_\_: \_\_\_\_\_

Elements of Art  
2-D Design

# Value

Something of Value  
Create a design that showcases value that is realistic or abstract that uses the space on both of these pages...

## What is Value?

Define *Value* in your own words...

\_\_\_\_\_

\_\_\_\_\_

\_\_\_\_\_

List and define the 2 ways Value is applied to art and the other terms related to them...

1. \_\_\_\_\_:

Tint: \_\_\_\_\_

Shade: \_\_\_\_\_

Contrast: \_\_\_\_\_

2. \_\_\_\_\_:

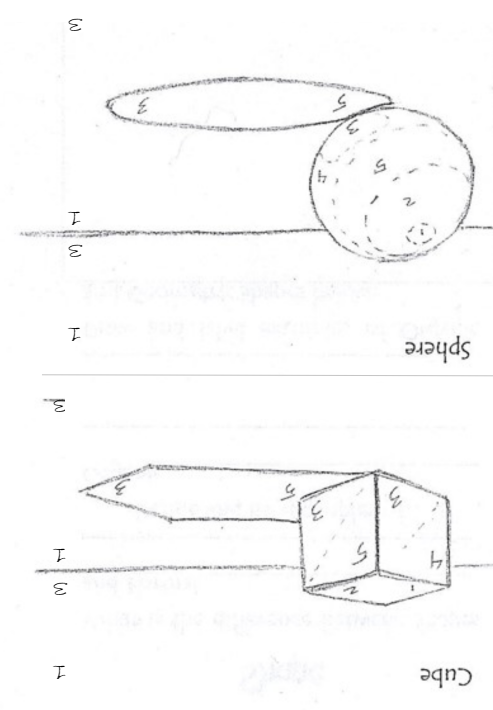
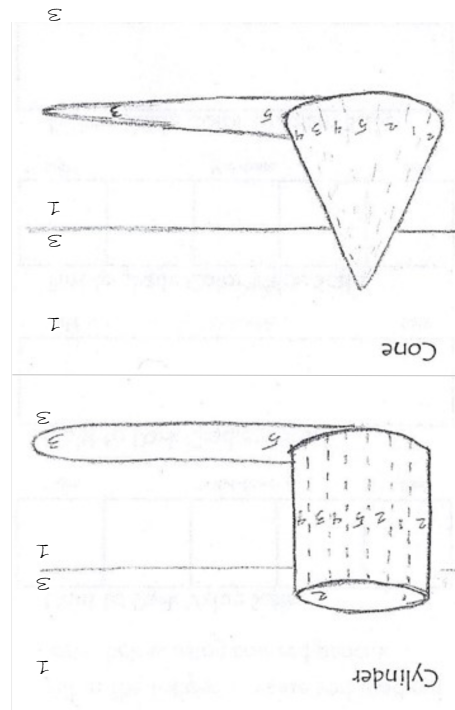
\_\_\_\_\_

High-Key \_\_\_\_\_

Low-Key \_\_\_\_\_

Name: \_\_\_\_\_

Date \_\_\_\_\_ Period \_\_\_\_\_



## Imposing Value

Fill in the value scales using colored pencils.

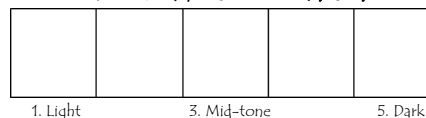
### Light to Dark Tonal Scale



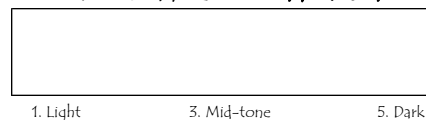
### Light to Dark Gradient Scale



### Tint to Shade Color Tonal Scale



### Tint to Shade Color Gradient Scale




## Throwin' Some Shade

Define then label the image below using the corresponding numbers...  
Depth of Field: \_\_\_\_\_

1.Foreground 2. Mid-ground 3. Background  
Shading: \_\_\_\_\_

4. Light-source 5.Highlight 6.Shadow  
7.Cast-shadow 8.Reflected-Light  
9.Hard-edge 10.Soft-Edge



---

---

---

How is the intent different: \_\_\_\_\_

---

---

Compare the way Rodin used Space in each sculpture. How are they similar and different?: \_\_\_\_\_

What other interesting things did you learn about it? \_\_\_\_\_

---

---

How does he use space in this piece \_\_\_\_\_

When was it made? \_\_\_\_\_  
Look up "Monument to Balzak"

### Elements of Art 3-D Design

# Space

Name: \_\_\_\_\_

Date \_\_\_\_\_ Period \_\_\_\_\_

---

---

What other interesting things did you learn about it? \_\_\_\_\_

---

---

How does he use space in this piece \_\_\_\_\_

When was it made? \_\_\_\_\_  
Look up a photo of "The Thinker"

What style of art does he make?: \_\_\_\_\_  
Where is this artist from?

## Auguste Rodin

How artists use *space* to influence their audience and more effectively communicate their visual message....

## Adding Context

## What is Space?

When you think of the word "space" what is the first thing that comes to mind? \_\_\_\_\_

Why do you think that came up first? \_\_\_\_\_

Define **Space** : \_\_\_\_\_

---

---

List the **4 kinds of space** used in art

What is a Still Life? \_\_\_\_\_

---

---

Using the same object from your still life set up, draw only the negative space.

---

---

Define: \_\_\_\_\_

## Negative Space

## 2-D Space

Define: \_\_\_\_\_

---

---

Fill the space below with a drawing that represents **2-D space**

Set up a still life with small objects. Pick one object and draw only the positive space.

---

---

Define: \_\_\_\_\_

## Positive Space

## 3-D Space

Define: \_\_\_\_\_

---

---

Fill the space below with a drawing that represents **3-D space**



Apply advanced coloring skills below using a color scheme of your choice...

**Advanced Coloring**

Practice the following skills in the spaces below using colored pencils...

Fading \_\_\_\_\_

Cross Fading \_\_\_\_\_

Enhancing Colors \_\_\_\_\_

Complementary \_\_\_\_\_

Analogous \_\_\_\_\_

Hard and Soft Edges \_\_\_\_\_

Real Black \_\_\_\_\_

Elements of Art  
2-D Design

# Color

Name: \_\_\_\_\_  
Date \_\_\_\_\_ Period \_\_\_\_\_

## What is Color?

Define **Color** in your own words: \_\_\_\_\_

\_\_\_\_\_

\_\_\_\_\_

Hue: \_\_\_\_\_

\_\_\_\_\_

\_\_\_\_\_

List some examples:

\_\_\_\_\_

\_\_\_\_\_

Value: \_\_\_\_\_

\_\_\_\_\_

\_\_\_\_\_

List some examples:

\_\_\_\_\_

\_\_\_\_\_

Intensity: \_\_\_\_\_

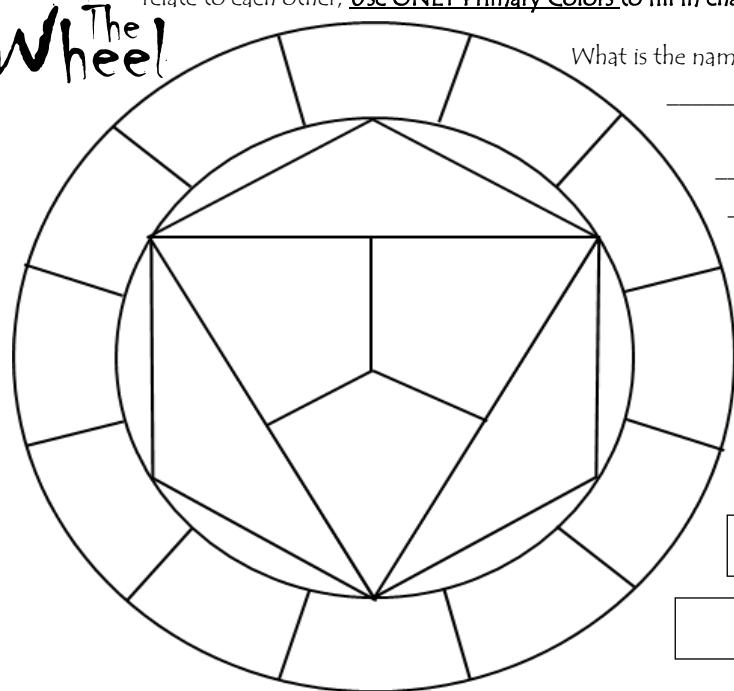
\_\_\_\_\_

\_\_\_\_\_

List some examples:

\_\_\_\_\_

\_\_\_\_\_



## The Wheel

Now **label then fill in** the following chart with the appropriate *hues* to show how *schemas* relate to each other; **Use ONLY Primary Colors** to fill in chart below...

What is the name of this kind of chart?

\_\_\_\_\_

What is it's purpose?

\_\_\_\_\_

\_\_\_\_\_

Add swatches of the most common complementary color pairs below and **label** them.

<input type="checkbox"/>	<input type="checkbox"/>
<input type="checkbox"/>	<input type="checkbox"/>
<input type="checkbox"/>	<input type="checkbox"/>

Color holds a lot of power. Sure it can add some flare to designs but the real power is what it can represent. Creatively fill the chart below...

Color... ..can be a symbol for...	_____
Red	_____
Orange	_____
Yellow	_____
Green	_____
Blue	_____
Violet	_____

Below are terms related to color, define each one or list examples for each one:

- \_\_\_\_\_ Scheme
- \_\_\_\_\_ Primary
- \_\_\_\_\_ Split Primary
- \_\_\_\_\_ Complementary
- \_\_\_\_\_ Split Complementary
- \_\_\_\_\_ Monochromatic
- \_\_\_\_\_ Analogous
- \_\_\_\_\_ Neutral
- \_\_\_\_\_ What are the benefits of using complementary colors: \_\_\_\_\_
- \_\_\_\_\_ What are the benefits of using analogous colors: \_\_\_\_\_